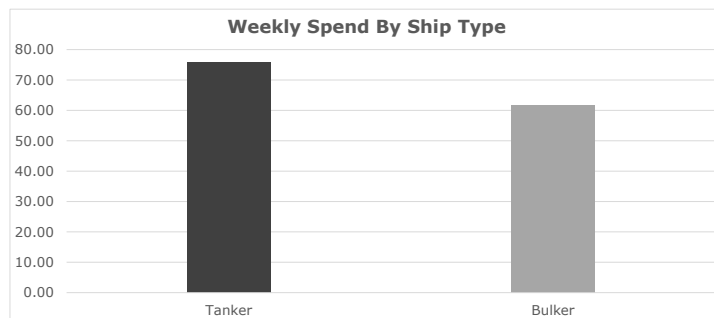
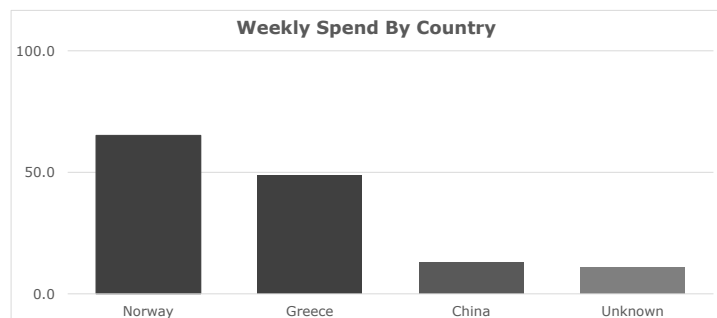


BLUE REPORT

Friday 12 January 2018
S&P SUMMARY

SALES
DRY

Name	Type	DWT	Yard	Built	USD mill	Comments	VV	Buyer	Seller
Azalea Sky	Kamsarmax	80,600	Universal	2012	22.2		20.0	Eastern Mediterranean	Mitsubishi Corporation
Rose Balsam	Supramax	55,600	Mitsui	2011	16.1		15.6	Greek	Yoko Transportation
Marine Stars	Supramax	53,600	Dayang	2006	8.4		9.0	Chinese	Aegeus Shipping
Trading Fabrizia	Handysize	35,000	SPP	2011	10.3	At Auction, Laid up, class suspended and poor condition	12.7	Bluefin Marine	D'Amato di Navigazione
Atlantic Ace	Handysize	28,700	Imabari	1999	4.75		4.1	Chinese	Atlantik Denizcilik

WET

Name	Type	DWT	Yard	Built	USD mill	Comments	VV	Buyer	Seller
Eurochampion 2004	Suezmax	164,600	Hyundai HI	2005	32.6	Inc 5yr BBB, Old Sale	20.3	Pareto	Tsakos Energy Navigation
Euronike	Suezmax	164,600	Hyundai HI	2005	32.6	Inc 5yr BBB, Old Sale	21.4	Pareto	Tsakos Energy Navigation
Vega Voyager	Aframax	104,900	Samsung	2003	10.8	Delivery May/June	10.7	Undisclosed	OMC Shipping

CONTAINER

Name	Type	TEU	Yard	Built	USD mill	Comments	VV	Buyer	Seller
Constantin S	Sub Panamax	2,450	Naikai Setoda	2006	10.3		10.9	X-Press Feeders	H Schepers

BLUE REPORT

NEWBUILDINGS

DRY

Units	Type	DWT	Yard	Delivery	USD mill	Comments	Buyer
2	Kamsarmax	84,000	Nantong COSCO KHI	undisc.	27	IMO tier II	Efnav

PERIOD

DRY

Name	Type	DWT	Yard	Built	Rate \$/day	Comments	Charterer	Period
Samjohn Solidarity	Capesize	181,000	STX Offshore	2010	9,400	+52.5% of the BCI	ArcelorMittal Shipping	1 year
Anangel Transporter	Capesize	179,700	Daewoo	2010	20,000		Cargill International SA	1 year
Dong A Oknos	Capesize	179,300	Hyundai HI	2010	16,500	+USD 330,000 BB	Louis Dreyfus Armateurs	1 year
Jabal Nafusa	Capesize	169,100	Daehan	2011	14,150		Classic Maritime	1 year
Panasiatic	Kamsarmax	83,000	Tsuneishi Zosen	2005	12,250		Phaeton Shipping SA	6 months
Diamond Ocean	Kamsarmax	82,300	Dalian Shipbuilding	2014	12,500		Aquavita International SA	6 months
Despina V	Kamsarmax	81,200	Avic Weihai	2018	13,000		ECTP	1 year
Prabhu Sumat	Kamsarmax	81,100	Hyundai HI	2012	12,500		Seacon Ships Management	6 months
Rainbow N	Panamax	79,600	New Century	2011	11,500		SwissMarine Services SA	6 months
Agios Sostis	Panamax	76,700	Shanghai Jiangnan	2009	12,500		Aquavita International SA	6 months
GH Northern Dancer	Ultramax	63,000	New Times	2017	11,650		Undisclosed	6 months

WET

Name	Type	DWT	Yard	Built	Rate \$/day	Comments	Charterer	Period
Orange Stars	LR2	115,800	Samsung	2011	16,500		Reliance Industries	1 year
Hafnia Australia	LR1	74,500	STX Offshore	2010	14,500		Galana	1 year

GAS

Name	Type	CBM	Yard	Built	Rate \$/pcm	Comments	Charterer	Period
Seasuccess	MGC LPG	38,000	Hyundai Mipo	2018	475,000		Mitsui and Co	1 year
Immanuel Schulte	SP FR LPG	20,600	Hyundai Mipo	2009	11,300	Daily rate	SHV Holdings	6 months

INDICES

CHARTERING

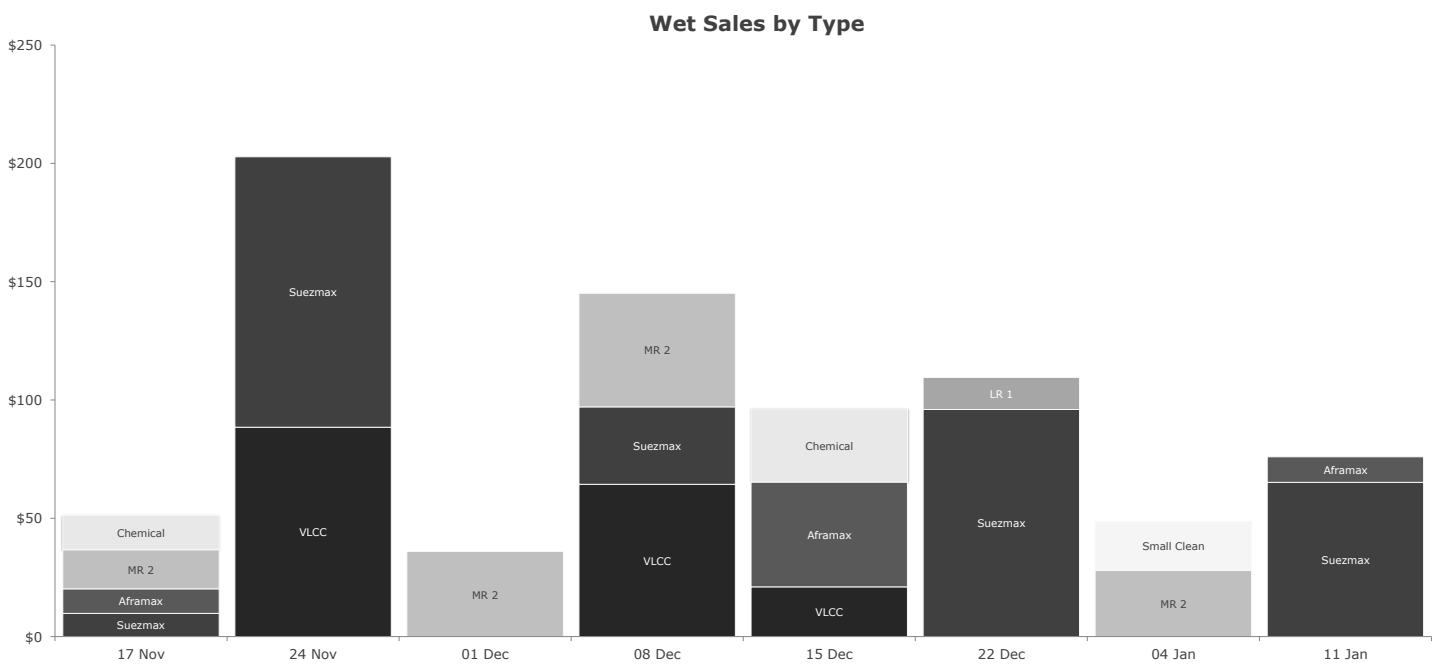
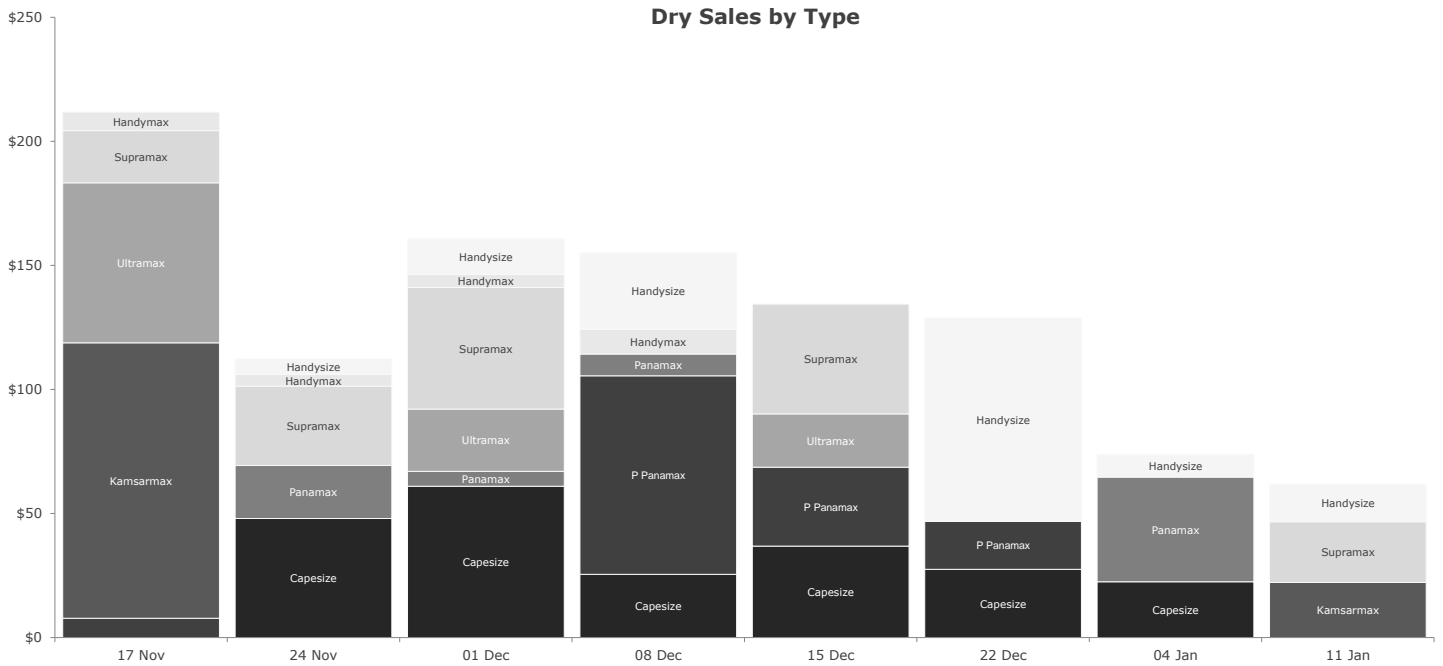
Baltic Dry	11/01/2018	04/01/2018	Up	Down	5 Year High	Date	5 Year Low	Date
Index	1,303	1,341		38	2,145	12/12/13	290	11/02/16
Capesize \$	18,277	18,277			42,211	25/09/13	485	17/03/16
Panamax \$	10,994	10,944	50		16,645	12/12/13	2,314	04/02/16
Supramax \$	10,270	10,153	117		16,333	12/12/13	2,554	11/02/16
Handysize \$	8,562	8,803		241	11,726	19/12/13	2,704	11/02/16

Baltic Wet	11/01/2018	04/01/2018	Up	Down	5 Year High	Date	5 Year Low	Date
Dirty Index	681	676	5		1,243	23/01/14	497	11/08/16
Clean Index	609	653		44	854	05/01/17	350	06/10/16

VesselsValue Indices	11/01/2018	04/01/2018	Up	Down
Bulker \$/dwt	197.84	194.42	3.4	
Container \$/teu	4406.27	4302.20	104.1	
Tanker \$/dwt	268.83	259.39	9.4	
LPG \$/cbm	596.10	581.75	14.4	

BLUE REPORT

S&P TRENDS



BLUE REPORT

CURRENCIES & COMMODITIES

USD	GBP	EUR	JPY	KOR	RMB
12/01/2018	1.36	1.21	111.06	1061.17	6.46
5 YR HIGH	1.72 - 02/07/14	1.39 - 18/03/14	125.63 - 08/06/15	1243.52 - 26/02/16	6.97 - 05/12/16
5 YR LOW	1.18 - 07/10/16	1.03 - 20/12/16	88.54 - 23/01/13	1009.08 - 06/07/14	6.04 - 14/01/14

	12/01/2018	05/01/2018	Up	Down	5 Year High	Date	5 Year Low	Date
Light Crude	63.49	61.73	1.76		108.8	30/08/2013	27.12	12/02/2016
Gold	1,331.30	1,319.00	12.3		1,683.50	21/01/2013	1,054.18	01/12/2015
Corn	349	351		2	743	28/01/2013	331	19/08/2016
Demo \$/t (tanker)	440	440			520	04/06/2014	245	26/02/2016
Demo \$/t (bulker)	445	435	10		520	21/05/2014	230	26/02/2016
FTSE 100	7,771.15	7,709.96	61.19		7,771	12/01/2018	5,537	11/02/2016
Dow Jones	25,574.73	25,075.13	499.6		25,575	12/01/2018	13,982	10/02/2013
Nikkei 225	23,653.82	23,714.53		60.71	23,715	05/01/2018	10,747	14/01/2013
SSEC, China	3,428.94	3,391.75	37.19		5,166	12/06/2015	1,979	23/06/2013

SEASURE SHIPBROKING

+44 (0) 203 327 9750
 seasure@seasure.co.uk
 www.seasure.co.uk

Richard Rivlin

Direct +44 (0) 203 327 9751

Tom Evans

Direct +44 (0) 203 327 9753

Matthew Freeman

Direct +44 (0) 203 327 9752

Giacomo Cambiaso

Direct +44 (0) 203 327 9756

VESSELSVALUE LTD

+44 (0) 20 3026 5555

This report is written in good faith but VesselsValue Ltd and Seasure Shipbroking Ltd and its directors and employees do not accept responsibility for any errors or omissions arising from this report and cannot be held responsible for any action, or losses incurred, as a result of this report. If the addressee intends to act on this report they should satisfy themselves as to the correctness of the information given. All information contained in this report relates solely to our opinions and interpretations but no assurance can be given as to their accuracy and reliability.